





BIG Surprise!

6

Mixed Ability Worksheets

Contents

	Worksheet		Worksheet
 1 Heroes and villains		 4 Past times	
Catch-up	1	Catch-up	13
Support	2	Support	14
Reinforcement	3	Reinforcement	15
Extension	4	Extension	16
 2 Fame and fortune		 5 Life at home	
Catch-up	5	Catch-up	17
Support	6	Support	18
Reinforcement	7	Reinforcement	19
Extension	8	Extension	20
 3 Work and play		 6 Our planet	
Catch-up	9	Catch-up	21
Support	10	Support	22
Reinforcement	11	Reinforcement	23
Extension	12	Extension	24

Name _____

1 Match the adjectives with their opposites.



young



strong



pretty



brave



wise



ugly



scared



silly




old



weak

2 Write and number.

- 1 She isn't young. She's old.
- 2 He isn't silly. _____
- 3 She isn't ugly. _____
- 4 He isn't brave. _____
- 5 She isn't weak. _____



3 Write about people you know. Use *is* or *isn't*.

- 1 (young) My dad _____
- 2 (old) _____
- 3 (wise) _____
- 4 (brave) _____
- 5 (pretty) _____
- 6 (strong) _____

Name _____

1 Circle.

1



young
old

2



strong
weak

3



ugly
pretty

4



scared
brave

5



wise
silly

6



ugly
pretty

7



scared
brave

8



wise
silly

9



young
old


10



strong
weak

2 Read and number.

- 1 She's old.
- 2 He's wise.
- 3 She's pretty.
- 4 He's scared.
- 5 She's strong.



3 Write about people you know. Use *I'm* or *I'm not*.

- 1 (old) I'm not old.
- 2 (young) _____
- 3 (brave) _____
- 4 (silly) _____
- 5 (strong) _____



Heroes and villains

Reinforcement

Name _____

1 Complete.

		-er	-est
1	old	older	oldest
2	young	_____	youngest
3	strong	stronger	_____
4	wise	wiser	_____
5	_____	braver	bravest

		-er	-est
6	_____	sillier	silliest
7	funny	funnier	_____
8	pretty	_____	prettiest
9	ugly	uglier	_____
10	happy	_____	happiest

2 Read and circle *True* or *False*.



- 1 Lucy is younger than Paul. True False
- 2 Mum is older than Granny. True False
- 3 Granny is taller than Mum. True False
- 4 Paul is shorter than Mum. True False
- 5 Lucy is the shortest. True False
- 6 Paul is the happiest. True False
- 7 Granny is the tallest. True False
- 8 Granny is the oldest. True False

3 Correct the false sentences from activity 2.



Heroes and villains

Extension


Name _____

1 Complete.

		-er	-est
1	old	older	oldest
2	young	_____	_____
3	strong	_____	_____
4	wise	_____	_____
5	brave	_____	_____

		-er	-est
6	silly	sillier	silliest
7	funny	_____	_____
8	pretty	_____	_____
9	ugly	_____	_____
10	happy	_____	_____

2 Write sentences.



- Lucy / Paul / young
Lucy is younger than Paul.
- Mum / Granny / tall

- Mum / Granny / old

- Paul / Lucy / short

- Paul / Granny / happy

3 Write questions and answers.

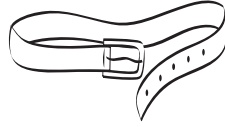
- (tallest) *Who's the tallest?* *Mum*
- (shortest) _____
- (oldest) _____
- (youngest) _____
- (happiest) _____

Name _____

1 Find and write.



a watch



a belt



a ring



a wristband



a rucksack



boots



earrings



a chain



a hairband



headphones

- 1 girn ring 2 hican _____ 3 lebt _____ 4 tacwh _____
 5 brinaadh _____ 6 akkucrs _____ 7 sotob _____
 8 gariners _____ 9 espedhanoh _____ 10 sribdawn _____

2 Read and write the name.



Bess



Alice



Steve

- This person is wearing a ring and a belt. She isn't wearing a hairband. _____
- This person is wearing headphones, a rucksack and a wristband. _____
- This person is wearing a hairband, a watch and boots. She isn't wearing a belt. _____

3 Choose and draw 5 items from activity 1. Write.



Charlotte

- (belt) Charlotte is wearing a belt.
- (rucksack) _____
- (watch) _____
- (earrings) _____
- (wristband) _____

Name _____

1 Find and number.

1



wristband

2



ring

3



hairband

4



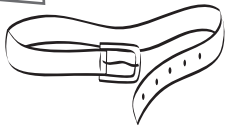
rucksack

5



boots

6



watch

7



earrings

8



headphones

9



belt

10



chain

2 Look and tick ✓ or cross X.



Bess



Alice



Steve

- 1 Steve is wearing a chain.
- 2 Steve is wearing headphones.
- 3 Alice is wearing a ring.
- 4 Alice is wearing a watch.
- 5 Bess is wearing boots.
- 6 Bess is wearing a hairband.

3 Write about the picture.


a belt a wristband a watch

- 1 Steve is wearing _____
- 2 Alice is wearing _____
- 3 Bess is wearing _____

Name _____

1 Match.

- hair _____
 - head _____
 - ear _____
 - wrist _____
 - ruck _____
- rings _____
 - sack _____
 - band _____
 - phones _____
 - band _____



2 Read and write the name.

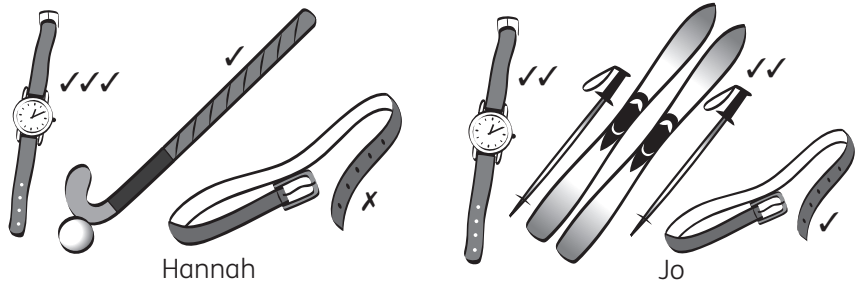
✓✓✓ always ✓✓ often ✓ sometimes ✗ never

1 She often wears a watch.
She sometimes wears a belt.

2 He sometimes wears boots.
He never wears a ring.

3 She always wears a watch.
She never wears a belt.

4 He often wears boots. He
always wears a ring.




Hannah

Jo



Sam



Rob

3 Look at the pictures and answer the questions.

Yes, always. Yes, often. Yes, sometimes. No, never.

- 1 Does Hannah play hockey? _____
- 2 Does Jo ski? _____
- 3 Does Rob skate? _____
- 4 Does Sam swim? _____

Name _____

1 Write.

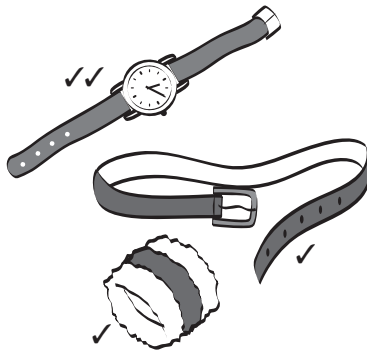
Something that you wear ...

- | | |
|------------------------|----------------------------|
| 1 on your feet _____ | 4 to listen to music _____ |
| 2 on your head _____ | 5 to carry things _____ |
| 3 on your finger _____ | 6 to tell the time _____ |

2 Read and write the names. Write about what Sam wears.

✓✓✓ always ✓✓ often ✓ sometimes ✗ never

1 Jo often wears a watch.
She sometimes wears a wristband.
She sometimes wears a belt.

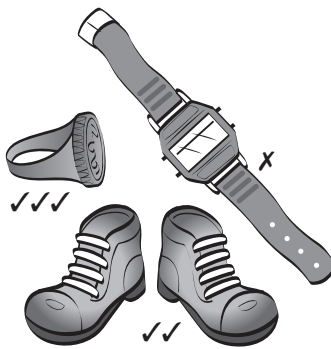


2 Rob sometimes wears boots.
He never wears a ring.
He often wears a scarf.



3 Hannah always wears a watch.
She often wears a wristband.
She never wears a belt.

4 Sam _____




Sam

3 Answer the questions. Use *always, often, sometimes* or *never*.

- Does your dad swim? _____
- Does your mum do aerobics? _____
- Does your best friend do gymnastics? _____
- Does your best friend skate? _____

Name _____

1 Find and number.




- 1 a nurse
- 2 a doctor
- 3 a reporter
- 4 a farmer
- 5 a builder
- 6 a cleaner
- 7 a lawyer
- 8 a vet
- 9 a shop assistant
- 10 an office worker

2 Find and write.

- 1 This person is between the builder and the cleaner. _____
- 2 This person is next to the lawyer. He's wearing gloves. _____
- 3 This person is next to the nurse. She's got glasses. _____
- 4 This person is between the reporter and the farmer. _____

3 Look and write.



- 1 Harry's mum is a doctor.
- 2 His dad is an _____
- 3 _____
- 4 _____
- 5 _____
- 6 _____

Name _____

1 Match.

a builder

a cleaner

a doctor

a farmer

an office worker



a lawyer

a nurse

a reporter


a shop assistant

a vet

2 Read and circle.

- The cleaner is next to the doctor / vet.
- The vet is next to the shop assistant / lawyer.
- The farmer is next to the builder / nurse.
- The office worker is next to the cleaner / reporter.
- The shop assistant is next to the cleaner / nurse.

3 Look and write.



- Harry's mum is a doctor.
- His dad is an _____.
- His aunty is a _____.
- His uncle is a _____.
- His granny is a _____.
- His granddad is a _____.

Name _____

1 Write the jobs.

- A person who teaches is a teacher.
- A person who cleans is _____
- A person who acts is _____
- A person who takes photographs is _____
- A person who builds things is _____
- A person who works on a farm is _____


2 Read and write the name.

- He was at the cafe in the morning.


- She wasn't at home in the afternoon.
She was at the park.

- He wasn't at the swimming pool in the afternoon. He was at the park.


- She was at the cafe in the afternoon.




Jo



Hannah



Rob



Sam

3 Complete. Use was / wasn't or were / weren't.

Jo's diary

Saturday

8.15 swimming pool

9.30 shopping centre with Mum

1.15 cafe with Hannah

3.45 cinema with Rob

6.00 Granny's house

- At quarter past eight Jo _____ at home.
- At half past nine Jo and her mum _____ at the shopping centre.
- At quarter past one Jo _____ at the cafe with Hannah.
- At quarter to four Jo and Rob _____ at the park.
- At five o'clock Jo _____ at her granny's house.


Name _____

1 Write.


- 1 Two people who work with animals. *a farmer* _____
- 2 Two people who help people when they're sick. _____
- 3 Two people who work outside. _____
- 4 Two people who work inside. _____
- 5 One job you want to do when you're older. _____
- 6 One job you don't want to do when you're older. _____

2 Look at the pictures and write sentences. Use *was* or *wasn't*.


- 1 _____
in the afternoon.
- 2 _____
in the afternoon.
- 3 _____
in the morning.
- 4 _____
in the afternoon.




Jo



Hannah



Rob



Sam

3 Write sentences about Jo's day.

Jo's diary

Saturday

8.15 swimming pool

9.30 shopping centre with Mum

1.15 cafe with Hannah

3.45 cinema with Rob

6.00 Granny's house

At quarter past eight Jo was at the swimming pool.

Name _____

1 Match the adjectives with their opposites.



generous



kind



fat



poor



noisy



rich



thin



greedy





quiet



cruel

2 Read and number.

- 1 He's rich and kind.
He isn't fat.
- 2 He's thin and poor.
He isn't noisy.
- 3 He's kind and fat.
He isn't poor.
- 4 He isn't rich and he
isn't fat. He's noisy.



3 Write sentences with *always*, *often*, *sometimes* and *never*.

- 1 (generous) I'm _____ generous.
- 2 (kind) _____
- 3 (noisy) _____
- 4 (greedy) _____
- 5 (quiet) _____

Name _____

1 Circle.



generous
greedy



cruel
kind



thin
fat



poor
rich



quiet
noisy




poor
rich



thin
fat



generous
greedy




quiet
noisy



cruel
kind

2 Read and tick ✓ or cross ✗.



- 1 He's rich.
- 2 He's cruel.
- 3 He's fat.



- 4 He's rich.
- 5 He's quiet.
- 6 He's thin.

3 Choose and write.



- 1 rich / poor He's _____
- 2 fat / thin _____
- 3 noisy / quiet _____

Name _____

1 Match the opposites.

cruel fat greedy noisy poor


thin quiet kind rich generous

2 Read and complete.

~~play~~ played use used listen ~~listened~~ watch watched

Yesterday after school ...

- 1 Jo didn't play _____ the guitar.
She listened _____ to music.
- 2 Sam _____ TV.
He didn't _____ to music.
- 3 Rob _____ the guitar.
He _____ the computer.
- 4 Hannah _____ TV.
She _____ the computer.



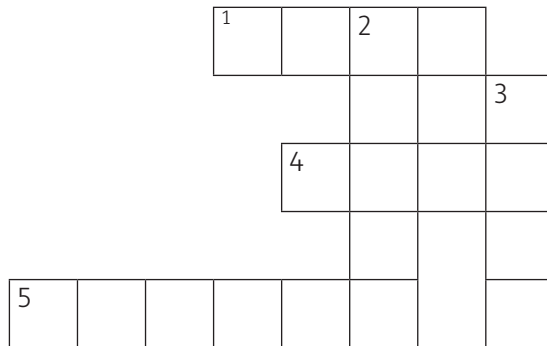
3 Answer the questions about yourself. Use Yes, I did or No, I didn't.

- 1 Did you play the guitar yesterday? _____
- 2 Did you watch TV yesterday? _____
- 3 Did you use the computer yesterday? _____
- 4 Did you walk home from school yesterday? _____
- 5 Did you talk to friends yesterday? _____
- 6 Did you listen to music yesterday? _____

Name _____

1 Complete.

- 1 The opposite of cruel.
- 2 The opposite of quiet.
- 3 The opposite of fat.
- 4 The opposite of poor.
- 5 The opposite of generous.




2 Correct the sentences.

Yesterday after school ...

- 1 Jo watched TV.
Jo didn't watch TV.
She
- 2 Hannah played the guitar.

- 3 Rob listened to music.

- 4 Sam used the computer.



3 Answer the questions. Write.

After school yesterday ...

- 1 Did you walk home?

- 2 Did you watch TV?

- 3 Did you use the computer?

Yesterday after school, I

Name _____

1 Match the sentences to the pictures.

Yesterday ...

- 1 I went to Luke's house.
- 2 I said 'Happy Birthday'.
- 3 I gave Luke a present.
- 4 I saw my friends.
- 5 I had some cakes.



2 Complete. Use the verbs from activity 1.

- 1 I gave _____ Luke some sweets.
- 2 _____ my aunty and uncle.
- 3 _____ some fruit juice.
- 4 _____ 'goodbye'.
- 5 _____ home.



3 Write about yourself.

Yesterday ...

- 1 I went _____
- 2 I saw _____
- 3 I had _____

Name _____

1 Look and match.



Yesterday ...

- | | |
|----------|-------------------|
| 1 I went | my friends. |
| 2 I said | some cakes. |
| 3 I gave | to Luke's house. |
| 4 I saw | Luke a present. |
| 5 I had | 'Happy Birthday'. |

2 Look and write.

had said gave saw went



- I _____ Luke some sweets.
- I _____ my aunty and uncle.
- I _____ some fruit juice.
- I _____ 'goodbye'.
- I _____ home.

3 Circle the past tense verbs.

see said go have say gave saw went give had

Name _____

1 Write the past form of the verbs.

	Present	Past
1	I go	<i>I went</i>
2	I have	_____
3	I say	_____

	Present	Past
4	I see	_____
5	I give	_____
6	I get up	_____

2 Read and tick ✓ or cross X.

- Bill went to Sally's party yesterday. But he didn't have any money, so he didn't give Sally a present. He gave her a card and he said *Happy Birthday*. Everyone had cake. He saw Sally's mum and dad.
- Yesterday Tim went to Sally's party. He gave her a present, but he didn't say *Happy Birthday*. He had lots of party food and birthday cake. He saw Sally's mum and dad. He went home at ten o'clock.
- May didn't go to Sally's party because she was on holiday at the beach, so she didn't have any birthday cake. When May got back from the beach she said *Happy Birthday* and gave her a present – some beautiful shells from the beach. She didn't see Sally's mum and dad.

	went to party	gave a present	said <i>Happy Birthday</i>	had birthday cake	saw Sally's mum and dad
Bill	✓	X			
Tim					
May					

3 Read and write the names.

I went to Sally's party, but I didn't say *Happy Birthday*.



I said *Happy Birthday*, but I didn't give her a present.



I didn't go to Sally's party, but I gave her some shells.





Name _____

1 Complete.

I <u>went</u>	I _____	I _____	I _____	I _____
to a party.	some cakes.	'hello'.	my friends.	my cousin a
home.	some water.	'goodbye'.	my aunty.	present.
<u>to school.</u>	_____	_____	_____	my friend some
_____	_____	_____	_____	sweets.
_____	_____	_____	_____	_____

2 Complete. Use the verbs in brackets in the past.

- Bill went (✓ go) to Sally's party yesterday. But he didn't have (✗ have) any money, so he _____ (✗ give) Sally a present. He gave her a card and he _____ (✓ say) 'Happy Birthday'. Everyone _____ (✓ have) cake. He _____ (✓ see) Sally's mum and dad.
- Yesterday Tim _____ (✓ go) to Sally's party. He _____ (✓ give) her a present, but he _____ (✗ say) 'Happy Birthday'. He _____ (✓ have) lots of party food and birthday cake. He _____ (✓ see) Sally's mum and dad. He _____ (✓ go) home at ten o'clock.
- May _____ (✗ go) to Sally's party because she was on holiday at the beach, so she _____ (✗ have) any birthday cake. When May got back from the beach she _____ (✓ say) 'Happy Birthday' and _____ (✓ give) Sally a present – some beautiful shells from the beach. She _____ (✗ see) Sally's mum and dad.

3 Complete. Use the verbs in brackets in the past.

- 1 did What yesterday? get time up you
What time _____ I got up at _____
- 2 breakfast time What you did morning? this have
_____ _____
- 3 yesterday? bed time What go did to you
_____ _____
- 4 this time you morning? get did What up
_____ _____

Name _____

1 Use the code to complete.

★ find → go ✚ hide ▲ jump ❁ look for * take

1



* take a picnic

2



→ fishing

3



★ shells

4



✚ in caves

5



❁ treasure

6



▲ into the sea

7



→ on boats

8



* photos

9



→ snorkelling


10




→ waterskiing

2 What do these people do at the beach? Read and number.

- 1 I go waterskiing.
- 2 I jump into the sea.
- 3 I look for treasure.
- 4 I take a picnic.
- 5 I go on boats.




3 Write what you do at the beach. Use *always, often, sometimes* or *never*.



I find shells








Name _____

1 Read and number.

- 1 find shells 2 jump into the sea 3 go snorkelling 4 go on boats 5 take a picnic
 6 hide in caves 7 look for treasure 8 go waterskiing 9 take photos 10 go fishing



2 Read and circle.

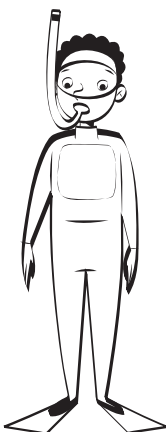
What do you do at the beach?



- 1 I take photos / a picnic.
- 2 I go snorkelling / waterskiing.
- 3 I go on boats / fishing.
- 4 I jump into caves / the sea.
- 5 I look for treasure / shells.

3 Look and write.


I go _____



I _____



I _____



Name _____

1 Write the verbs.

find go hide jump look for take

- 1 go snorkelling 2 _____ shells 3 _____ photos 4 _____ waterskiing
 5 _____ treasure 6 _____ in caves 7 _____ fishing 8 _____ a picnic
 9 _____ on boats 10 _____ into the sea

2 Read and circle the correct words. Complete the table.



I'm not going to / going to go to Austria in the spring / winter. I'm not going to go snowboarding - I'm going to go skiing. It's going to be great!

I'm going to go to Scotland / Ireland for my next holiday. I'm going to / not going to go in the autumn. I'm going to go fishing, but I'm not going to go swimming in the sea.



I'm going to go to Scotland / Egypt in the spring / summer. I'm going to go snorkelling, but I'm not going to go waterskiing.



	place	time	✓	✗
 Mr Hook	Scotland	autumn		
 Mrs Lester	Egypt	spring		
 Mrs Brown	Austria	winter	<i>skiing</i>	<i>snowboarding</i>

3 Complete using *is going to* or *isn't going to*.

- 1 Mrs Lester _____ go to Egypt in the spring.
 2 Mrs Brown _____ go to Switzerland.
 3 Mr Hook _____ go swimming in the sea. He _____ go fishing.
 4 Mrs Brown _____ go skiing. She _____ go snowboarding.
 5 Mrs Lester _____ go fishing. She _____ go snorkelling.

Name _____

1 Write the verbs.

- 1 go snorkelling 2 _____ shells 3 _____ photos 4 _____ waterskiing
 5 _____ treasure 6 _____ in caves 7 _____ fishing 8 _____ a picnic
 9 _____ on boats 10 _____ into the sea

2 Complete the table for Mr Hook. Write about Mrs Lester and Mrs Brown.



I'm going to go to Scotland for my next holiday. I'm going to go in the autumn. I'm going to go fishing, but I'm not going to go swimming in the sea.



	place	time	✓	✗
 Mr Hook	Scotland			
 Mrs Lester	Egypt	spring	snorkelling	waterskiing
 Mrs Brown	Austria	winter	skiing	snowboarding

3 Write sentences with *going to*.

- 1 Mrs Lester / go to Egypt / in the spring
 Mrs Lester is going to go to Egypt in the spring.
- 2 Mrs Brown / not / go to Switzerland / in the winter

- 3 Mr Hook / go fishing / in Scotland

- 4 Mrs Lester / not / go waterskiing / in Egypt
